



MEETING WILL BEGIN SOON

ALEXANDRIA TRANSIT COMPANY
BOARD OF DIRECTORS MEETING
JANUARY 11, 2023



CALLING OF THE ROLL



David Kaplan
Chair of the Board



Steve Klejst
Vice-Chair of the Board



Linda Bailey




Brandi Collins



Matt Harris




Jesse O'Connell




Murat Omay



Hillary Orr



Kendel Taylor



Ajashu Thomas

PUBLIC COMMENT PERIOD

Those wishing to speak during Hearing may pre-register at dashbus.com/ and join via Zoom.

Alternatively, attendees may use the “RAISE HAND” feature to be recognized for comment.




PUBLIC COMMENT PERIOD

Each speaker is permitted 3 minutes for public comment.

When the **YELLOW** light appears, 1 minute remains.

When the **RED** light appears, you are out of time.



Time Has Expired



APPROVAL OF MINUTES

Consideration of approval of **Meeting Minutes from the December 14, 2022** meetings of the Alexandria Transit Company Board of Directors.

CHAIR'S REPORT

- Forthcoming Stockholders Meeting is **February 14, 2023 @ 6:30pm in City Council Chambers**
- Confirm Slate of Directors for the Stockholders



David Kaplan
Chair of the Board

T&ES REPORT



Hillary Orr
Deputy Director
T&ES – City of Alexandria

T&ES REPORT

Duke Street in Motion

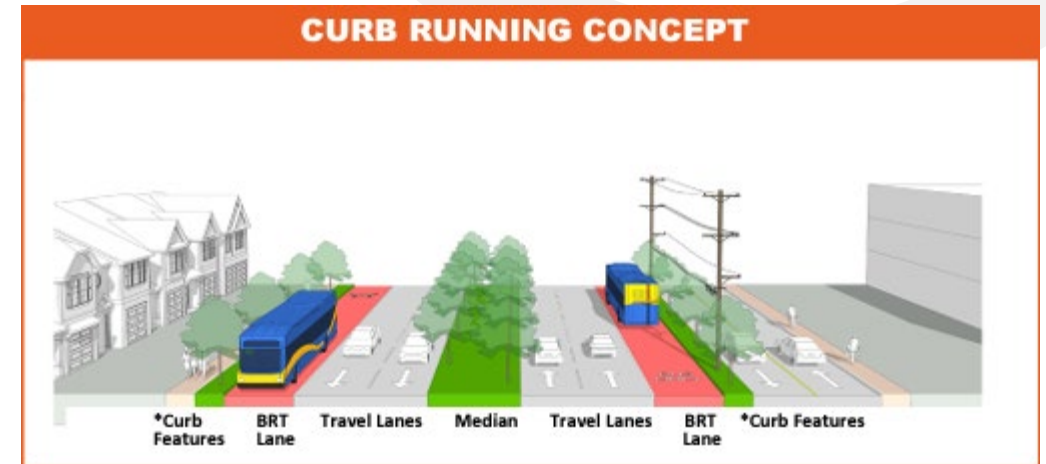
At their December meeting, the Duke Street Transitway Advisory Group gave direction to the Project Team to advance the following options for further design and analysis for near-term implementation:

- Segment 1 (Ripley to Jordan): Center and Curb Running
- Segment 2A (Jordan to Wheeler): Hybrid and Mixed Traffic
- Segment 2B (Wheeler to Roth): Bidirectional and Mixed Traffic
- Segment 3: Center and Curb Running

Center Running will still be considered in the long-term for Segment 2.

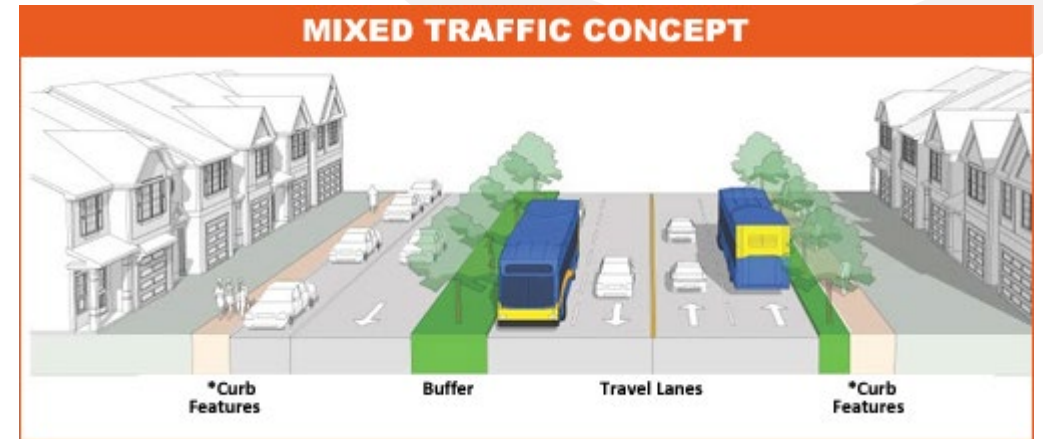
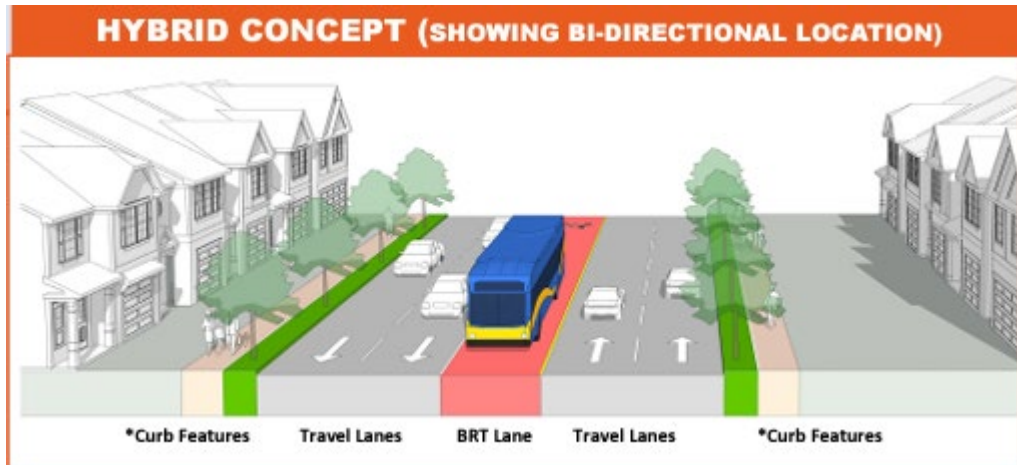
T&ES REPORT

Segment 1 (Ripley to Jordan): Center and Curb Running



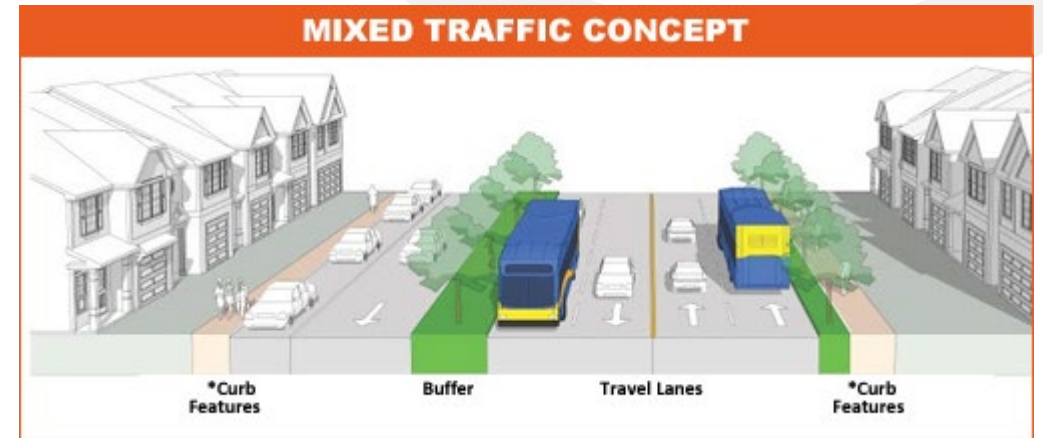
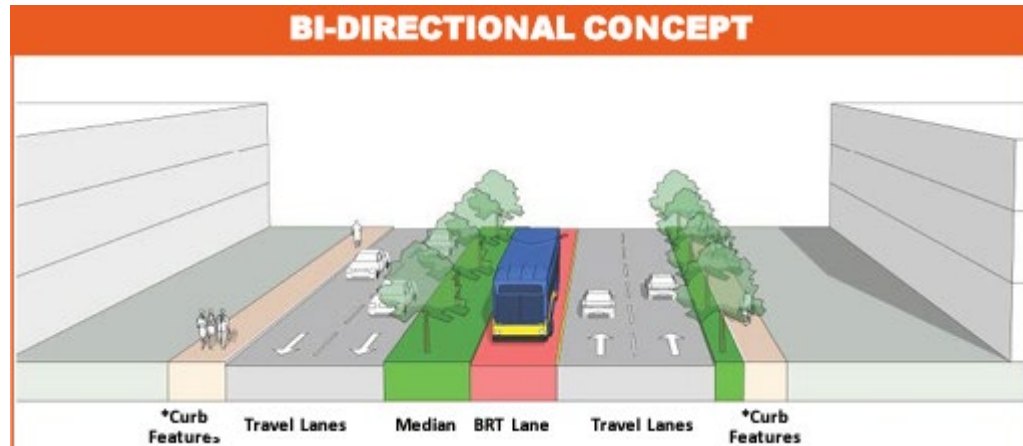
T&ES REPORT

Segment 2A (Jordan to Wheeler): Hybrid and Mixed Traffic



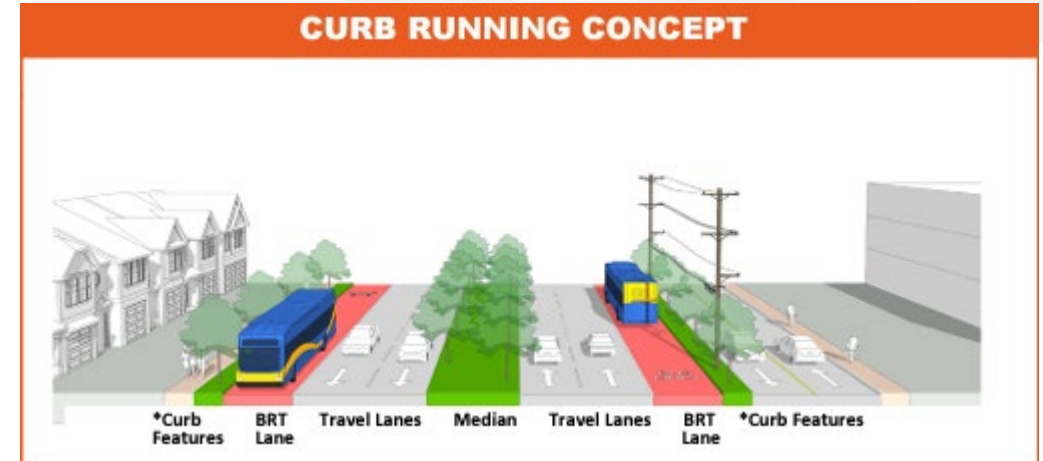
T&ES REPORT

Segment 2B (Wheeler to Roth): Bidirectional and Mixed Traffic



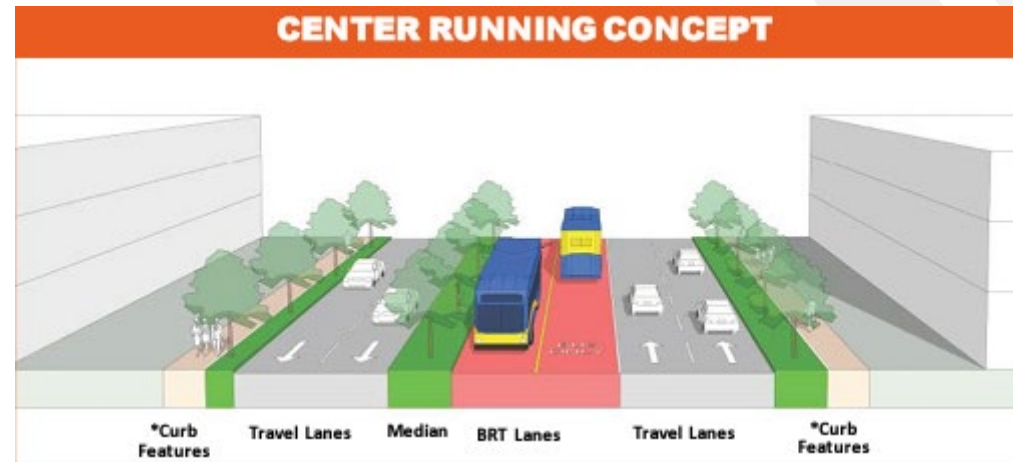
T&ES REPORT

Segment 3: Center and Curb Running



T&ES REPORT

Center Running will still be considered in the long-term for Segment 2.



This winter, staff is conducting targeted outreach to businesses, civic associations and other groups, including those groups identified as underrepresented during Phase I and II engagement efforts, to build awareness and get more feedback on the project. This spring, the project team will present a more detailed analysis of the selected busway options to the community, and that information will ultimately inform the preferred concept for the corridor.

T&ES REPORT

Metro Budget

On December 8, 2022, the GM/CEO of WMATA presented the proposed FY 2024 Budget and FY 2024-2029 Capital Improvement Program (CIP) for Board consideration.

The Title VI analysis and public hearings will occur in February/March 2023, with anticipated budget adoption in April 2023, and implementation by the start of FY2024.

Key rail service changes impacting Alexandria include Yellow Line trains every 6 min all day (An increase from 10 minutes budgeted in FY23 during peak periods and 12 minutes during off-peak, with 15-minute actual frequencies as of August 2022 due to 7000 series train issues) and Yellow Line turning around at Mt Vernon Square. No bus services changes impacting Alexandria were proposed in the December 8, 2022, budget. The budget only proposed three routes that would see changes. A full bus network redesign is anticipated to be implemented in FY25.

Another major component of this budget is a simplification of the fare structure, including:

- Consolidated peak/off-peak fares
- Max fare increase to \$6.50; Reduced base fare of \$2 to match bus fare
- Introduction of a low-income fare program administered by Metro

T&ES REPORT

Bicycle Parking at Transit

The City has awarded the construction contract for the Bicycle Parking at Transit project. This project will install bicycle racks at approximately 100 locations citywide, including near bus stops, parks, schools, recreation centers, libraries, and retail. Bicycle repair stations will also be installed at select locations. Construction is expected to begin this spring.

OTHER BOARD MEMBER REPORTS AND UPDATES



GENERAL MANAGERS REPORTS

- February 1, 2023 Board Retreat



Josh Baker
General Manager & CEO

FEBRUARY 1, 2023 BOARD OF DIRECTORS RETREAT

The Alexandria Transit Company Board of Directors (DASH) will convene on February 1, 2023 from **12:00pm – 5:00pm** for a team building and Board educational retreat.

Board Member Prework – Please complete the DISC communication style assessment, prior to January 25, 2023.

Agenda

- Welcome and Introductions
- Ice Breaker / Warm-up
- Goals for the Retreat
- Understanding Communication Styles
- Exploring Communication Styles
- Increasing Effectiveness and Efficiency in Board Discussions
- Increasing Effectiveness and Efficiency in Decision Making
- Establishing Take-Aways, Priorities Moving Forward and Wrap Up

FINANCE REPORTS AND UPDATES

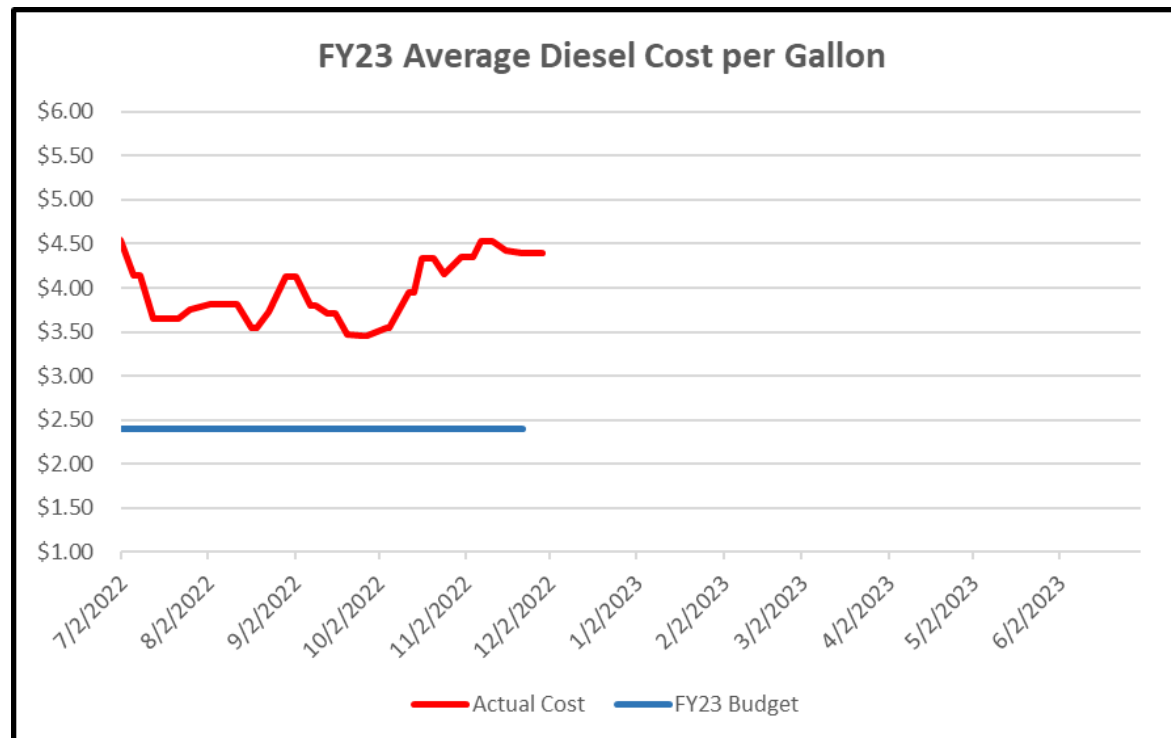


Edward Ryder
Director of Finance

FY 2023 FINANCE REPORTS

November

ATC experienced a Year-to-Date deficit of (\$905,088) and has a projected year-end deficit of (\$901,777). Through November Fuel & Lubricants continued to constitute the largest pressure on ATC's FY23 budget. Staff projects exceeding our fuel budget by (\$1,111,858).



NEW BUDGET PROJECTION FORMAT

ALEXANDRIA TRANSIT COMPANY

Summary Income Statement for the Month Ended November 30, 2022

With Application of I-395 Reimbursements

Description	Jul	Aug	Sep*	Oct	Nov	Dec	Jan
REVENUE							
Passenger Revenue	8,591	69,005	-	-	576	-	-
Other Charter Revenue	7,317	503	1,125	-	-	-	-
Advertising Revenue	-	4,405	-	-	-	10,000	-
Miscellaneous Revenue	1,412	12,958	15,677	12,390	1,000	4,423	4,423
TOTAL OPERATING REVENUE	17,320	86,870	16,802	12,390	1,576	14,423	4,423

Virginia TRIP Program	-	-	-	-	-	-	1,131,858
City Contribution - Regular Subsidy	2,006,622	2,006,622	2,006,622	2,006,622	2,006,622	2,006,622	2,006,622
City Contribution - King Street Trolley	90,417	90,417	90,417	90,417	90,417	90,417	90,417
TOTAL REVENUE	2,114,359	2,183,909	2,113,841	2,109,429	2,098,615	2,111,462	3,233,320

OPERATING EXPENDITURES							
OPERATIONS							
Wages - O	298,091	600,801	970,614	813,943	780,558	727,912	727,912
Overtime - O	152,543	199,601	341,811	237,297	190,674	189,777	189,777
Fringe Benefits - O	160,090	131,433	97,828	167,834	156,610	146,133	146,133
Payroll Taxes - O	34,638	61,944	99,813	78,905	72,839	54,150	54,150
Retirement Contributions - O	35,255	90,434	96,281	79,463	74,216	74,588	74,588
Total Operations Personnel	680,617	1,084,212	1,606,347	1,377,443	1,274,898	1,192,560	1,192,560

Operating Materials and Supplies	966	3,516	15,911	(7,772)	1,565	3,423	3,423
Operator Training	7,445	109	4,630	4,906	1,981	2,049	2,049
Training and Travel - O	10,609	3,164	6,011	1,192	-	3,193	3,193
TOTAL OPERATIONS EXPENDITURES	699,636	1,091,001	1,632,898	1,375,768	1,278,444	1,201,225	1,201,225

FY 2023 PROJECTIONS

ALEXANDRIA TRANSIT COMPANY Summary Income Statement for the Month Ended November 30, 2022

	Actual	Budget	Variance	FY2023 Projected	FY2023 Annual Budget	Variance
REVENUES:						
Passenger Revenue	78,171	-	78,171	78,171	-	78,171
Charter Revenue	8,945	-	8,945	8,945	-	8,945
Advertising Revenue	4,405	168,200	(163,795)	34,405	336,400	(301,995)
Miscellaneous Revenue	43,437	25,000	18,437	74,400	60,000	14,400
Total Operating Revenue	134,958	193,200	(58,242)	195,921	396,400	(200,479)
Virginia TRIP Program	-	-	-	2,829,644	2,829,644	
City Contribution - King Street Trolley	452,085	452,083	2	1,085,004	1,085,000	4
City Contribution - Regular Subsidy	10,033,110	10,033,108	2	24,079,464	24,079,459	5
Total Revenue	10,620,153	10,678,391	4	28,190,033	28,390,503	9
EXPENDITURES:						
Operations	6,077,748	6,547,459	469,712	15,840,289	16,159,400	319,111
Maintenance	3,253,315	2,568,927	(684,388)	7,419,774	6,242,392	(1,177,382)
Administration	2,194,178	2,313,432	119,254	5,641,747	5,791,790	150,043
Capital Outlay	-	-	-	190,000	190,000	-
Total Expenditures	11,525,241	11,429,819	(95,422)	29,091,809	28,383,582	(708,228)
Net Surplus (Deficit)	(905,088)	(751,427)	(95,419)	(901,777)	6,921	(708,219)

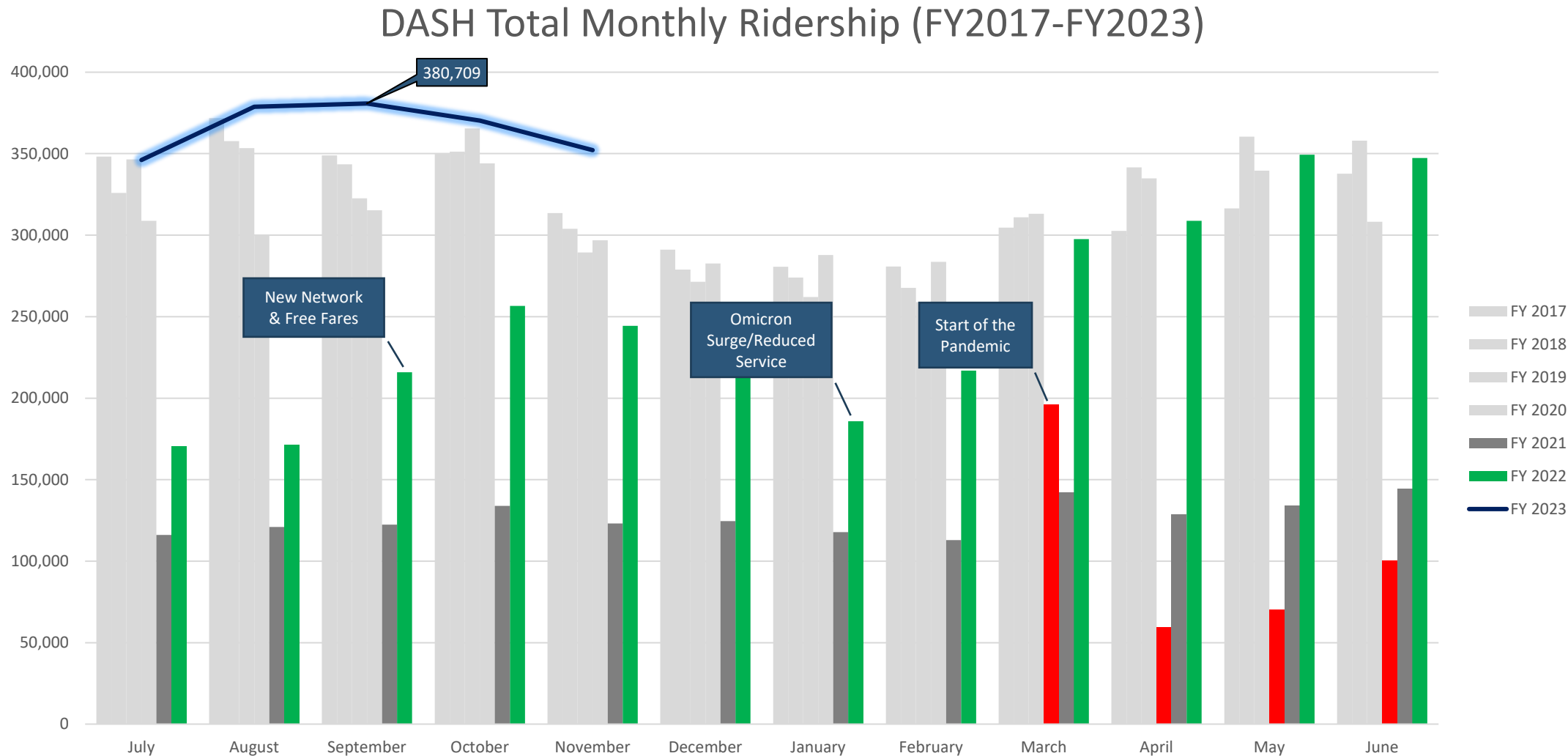
This statement is unaudited and prepared for the sole use of management and the Board of Directors of ATC.

PLANNING DEPARTMENT REPORTS AND UPDATES

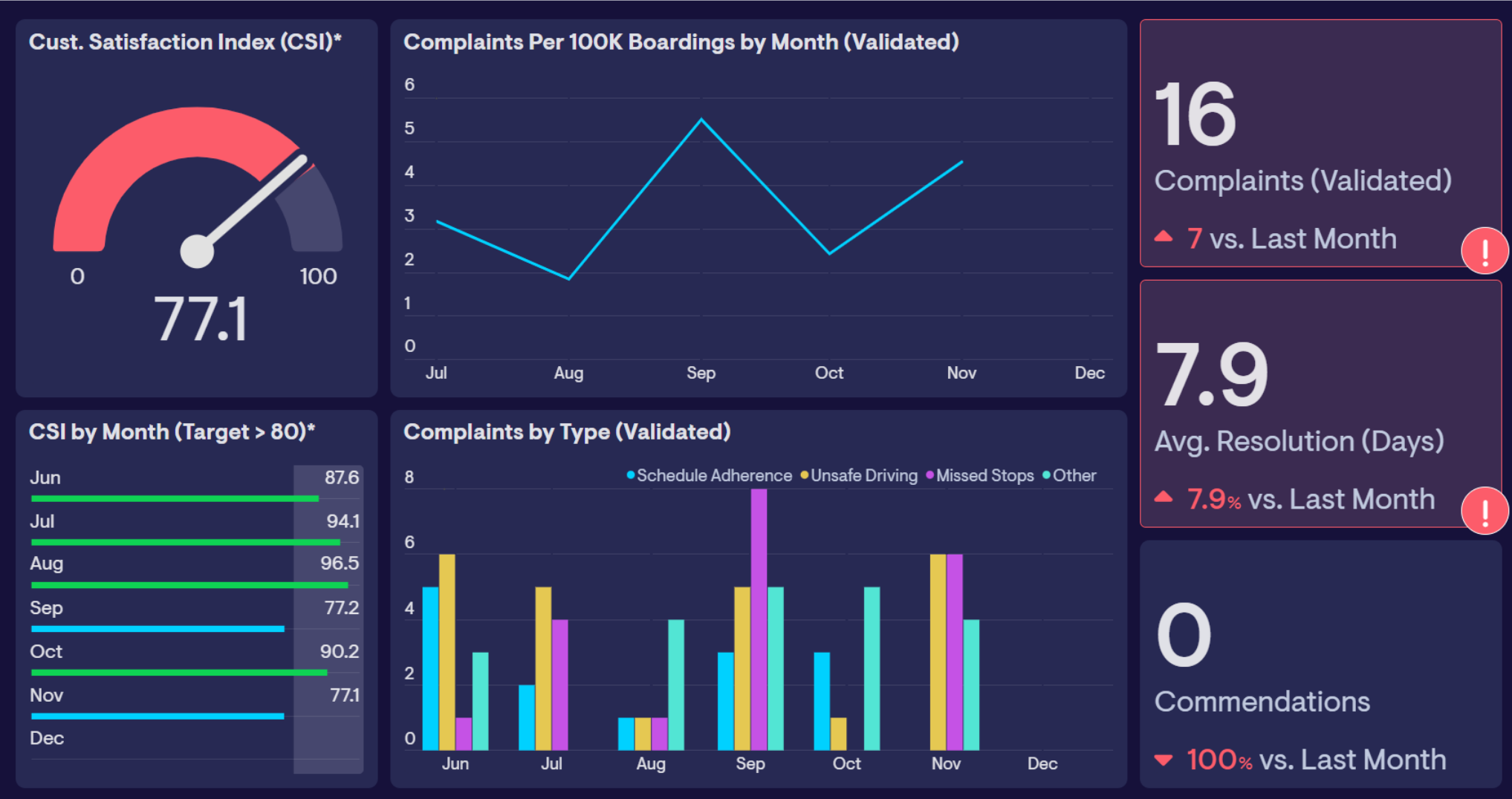


Martin Barna
Director of Planning & Marketing

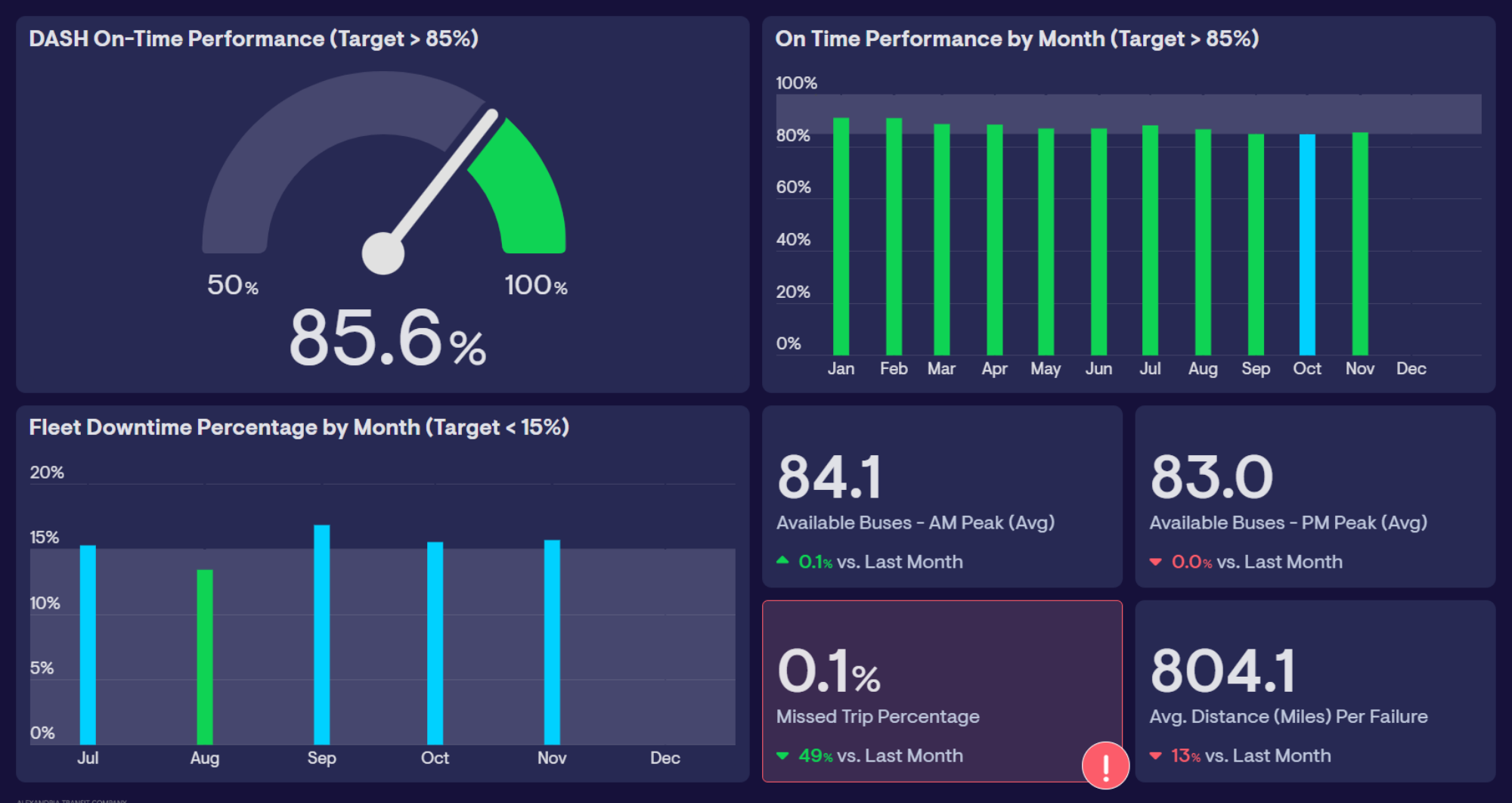
MONTHLY DASH RIDERSHIP FY17 - CURRENT



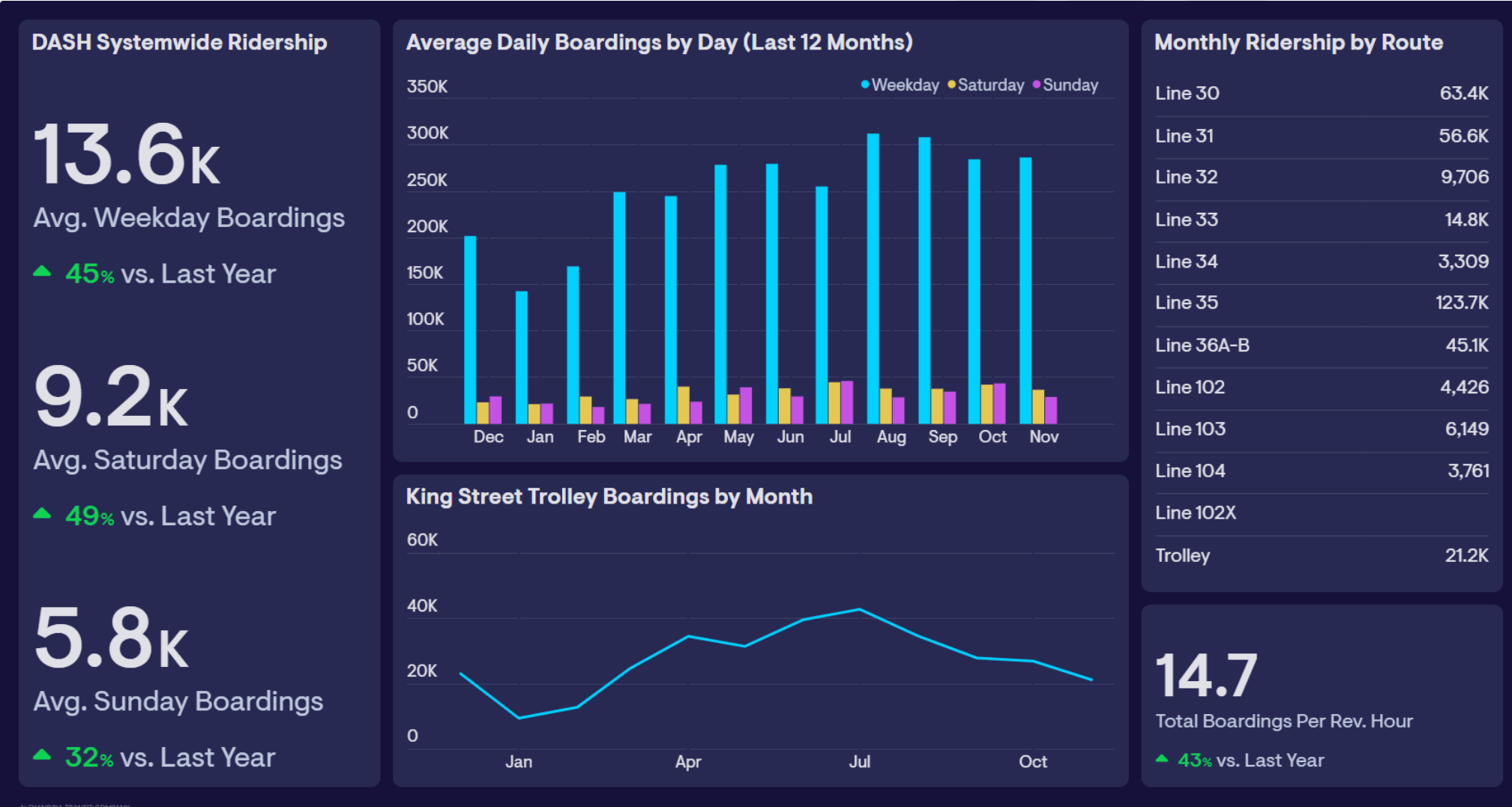
CUSTOMER SERVICE KPI DASHBOARD



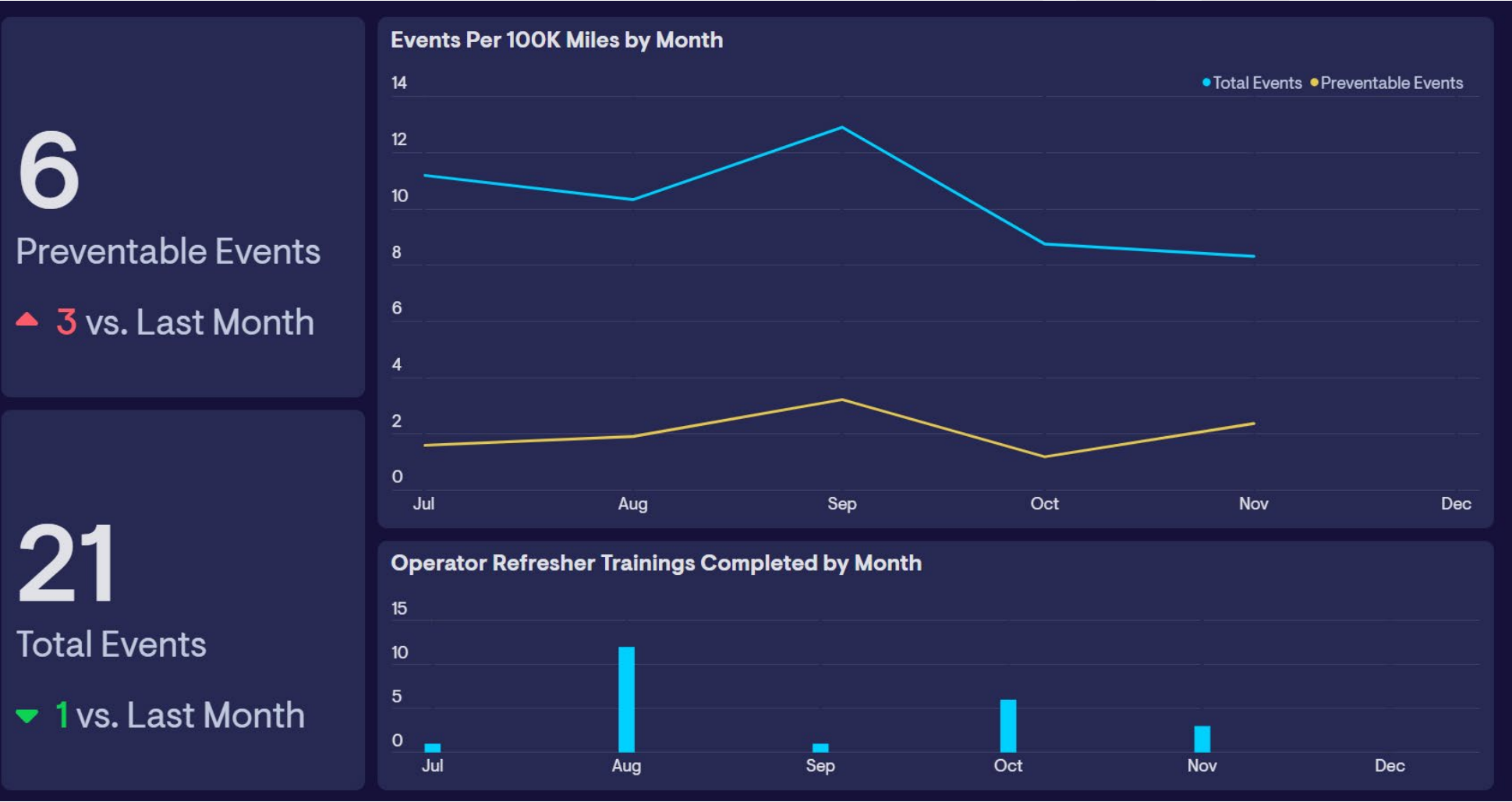
RELIABILITY KPI DASHBOARD



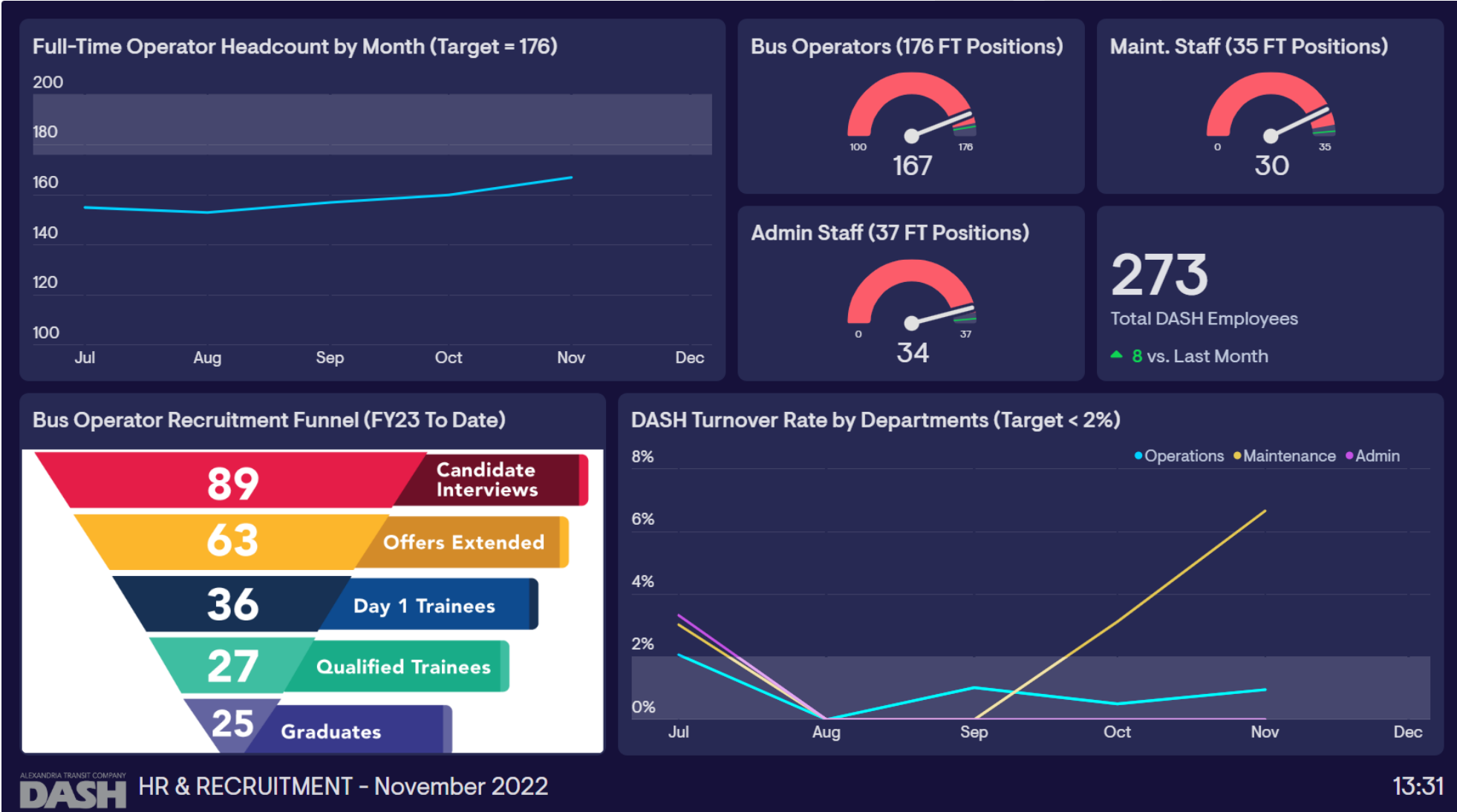
RIDERSHIP KPI DASHBOARD



SAFETY & SECURITY KPI DASHBOARD



HR & RECRUITMENT KPI DASHBOARD



WRAP-UP & CONSIDERATION OF ADJOURNMENT

Next ATC Board of Directors Meeting:

February 8, 2023

Alexandria Transit Company Board Room

5:30pm

**THE BOARD
MEETING HAS
CONCLUDED**

**NEXT MEETING
FEBRUARY 8, 2023
5:30PM**

